



## BARRIER-FREE MODULAR

### M8SBEE, M8SBPM

#### Models

M8SBEE produces a light beam that is reflected off the user to automatically start water flowing. If user does not move away within 30 seconds, water shuts off automatically.

M8SBPM operates when the mechanical push button is depressed. Water continues to flow as long as the button is depressed.

When these coolers are properly installed, they allow your facility to comply with ADA requirements.

#### Standard Features

- > Waterways are Lead-Free in Materials & Construction
- > Stainless Steel Surfaces
- > Heavy-gauge galvanized steel wall mounting frame
- > High efficiency cooling tank and coil
- > Refrigerant R-134a
- > Limited 5-Year Warranty

#### Finishes

- > Standard Finish: Stainless Steel
- > Optional Finish at extra cost: Regency Bronze

#### Installation

- > Prior to roughing-in, consult local, state and federal codes for proper mounting height.
- > Wall mounting frame is furnished for easy installation



M8SBPM shown

**Limited 5-Year Warranty** (Continental limits of the United States and Canada): Five years on the sealed refrigeration system and most component parts. Detailed warranty certificate enclosed with each water cooler; sample available upon request.

**Export Warranty:** One year on sealed refrigeration system and most components parts. Four-year replacement contract on sealed refrigeration system. Detailed warranty certificate enclosed with each drinking fountain; sample copy available upon request.

Product Certified to NSF/ANSI Standard 61, Annex G (weighted average lead content of  $\leq 0.25\%$ ) and is in compliance with California's Health & Safety Code Section 116875 (commonly known as AB1953).

Drinking water coolers shall comply with ANSI A117.1-1992 and ADA frontal approach requirements. Cooling unit RLF8 for Model M8SBEE and M8SBPM complies with all known Plumbing Codes. Listed by Underwriters' Laboratories to U.S. and Canadian standards.

Components in this fountain are lead free as defined by the Safe Drinking Water Act Amendments of 1986, and the Lead Contamination Control Act of 1988.



Oasis International Product  
Certified by NSF to  
NSF/ANSI Standard 61, G

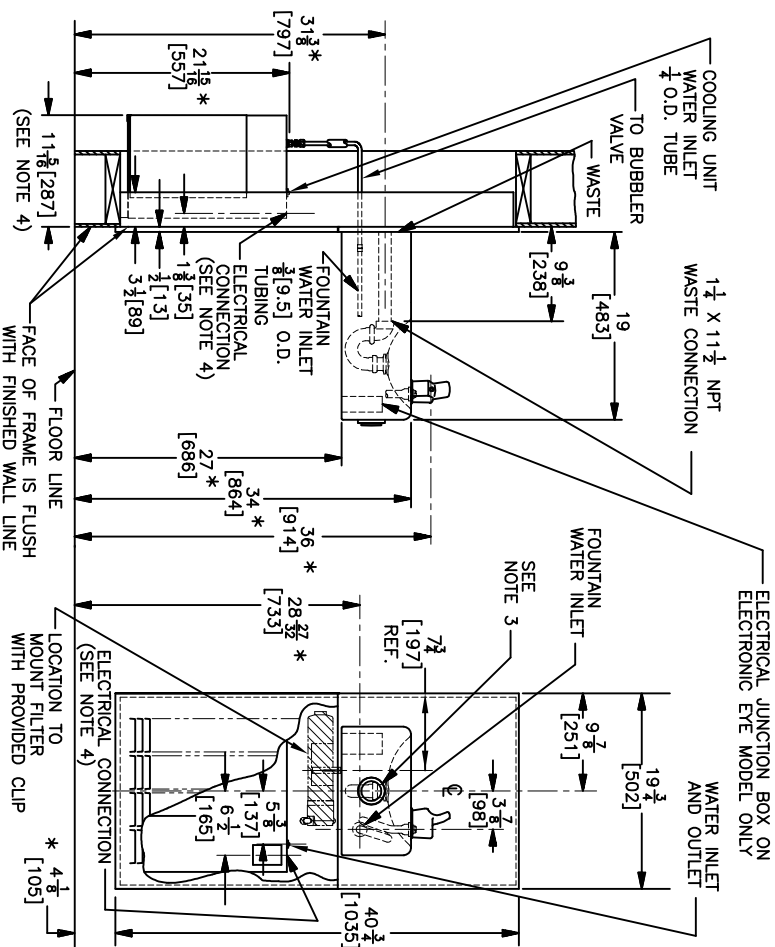
| Model  | 50° F Drinking Water<br>90° F Ambient Air Temp* |                  |            | Hot 'N Cold™<br>Model | 115 Volts, 60 HZ |                   |                | Glass Filler<br>Acc. Option | Cabinet<br>Color Finish | Net Wt.<br>Approx. |
|--------|---|------------------|------------|-----------------------|------------------|-------------------|----------------|-----------------------------|-------------------------|--------------------|
|        | Cooling Capacity<br>GPH                         | Base Rate<br>GPH | Pre-Cooler |                       | Compr.<br>HP     | Full Load<br>Amps | Rated<br>Watts |                             |                         |                    |
| M8SBEE | 8.0   | 8.0              | No         | No                    | 1/5              | 4.8               | 340            | No                          | Yes                     | 114 Lbs.           |
| M8SBPM | 8.0   | 8.0              | No         | No                    | 1/5              | 4.6               | 340            | No                          | Yes                     | 114 Lbs.           |

\*Industry Standard Rating Condition 80° F inlet water temperature.

Specifications subject to change without notice

**WATER COOLER & FOUNTAIN MODELS**  
**OASIS® MSBPM, MSBEE, MSBPM**  
**SUNROC DRF-3601, DRF-3601HF, DF-3601**

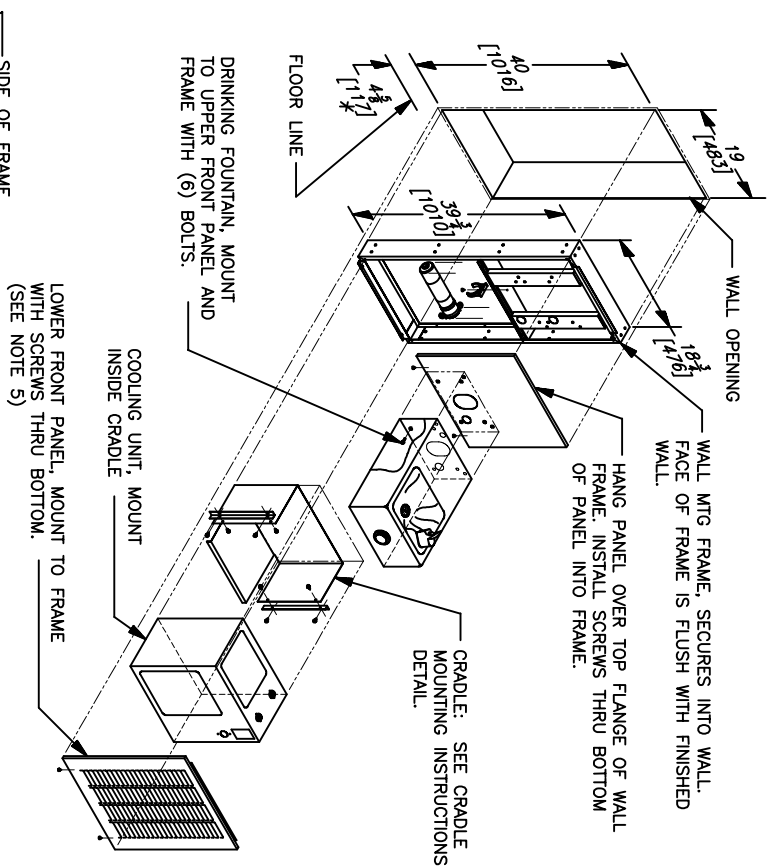
**ROUGHING-IN AND DIMENSIONAL DRAWING**



**NOTES:**

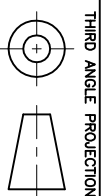
- \*1. RECOMMENDED ADULT HEIGHT INSTALLATION SHOWN. ADJUST VERTICAL DIMENSIONS AS REQUIRED TO COMPLY WITH FEDERAL, STATE AND LOCAL CODES.
2. STOP VALVE NOT PROVIDED WITH UNIT.
3. 2" [51] DIA. PUSHBUTTON OR TWO 1 1/8" [14] DIA. ELECTRONIC EYES, PUSHBUTTON SHOWN.
4. M(F)8SBPM AND M(F)8SBEE ONLY.
5. PLAIN (NO LOUVERS) - MSBPM ONLY.
6. ALL DIMENSIONS ARE IN INCHES. DIMENSIONS IN BRACKETS [ ] ARE IN MILLIMETERS.

**WALL OPENING & ASSEMBLY**



SECURE CRADLE MOUNTING ANGLE TO FRAME FLANGE WITH (4) SCREWS PROVIDED. DO NOT TIGHTEN SCREWS. SLIDE CRADLE BETWEEN ANGLES AND ATTACH TO ANGLES WITH (4) SCREWS PROVIDED. FRONT FLANGE OF CRADLE IS BEHIND FRAME. TIGHTEN ALL SCREWS.

CRADLE MOUNTING INSTRUCTIONS DETAIL



ROUGHING-IN AND DIMENSIONAL DRAWING